

IMPACT

in Learning

Involving More Parents And Children Together



HAVE I GOT NEWS
FOR YOU

69% of parents do not help children with their homework because

Everything has changed since they were at school and they are not confident in the new methods.

"My dad thinks that the way he does maths is easier and better than my ways but he doesn't understand my ways and his way confuses me."

Pupil - Catford High School

In this workshop we aim to:

Encourage partnership between school and parents

Demonstrate how children learn phonics

Share resources

Offer resources for use at home

Support parents to help their children learn

Improve children's progress

What are
phonics?

a b c d e f g h i

j k l m n o p q r

s t u v w x y z

ll

ff

ss

ck

How do we
use
phonics?

reading

writing

How do children learn to read?

No-one really knows!

There are two main approaches:

Learning by Sight

Phonics

By the end of the reception year, children should attempt to:

read

write

spell

Level 2 Tricky Words

to

I

the

no

go

Level 3 Tricky Words

he

she

we

me

be

was

my

you

they

here

all

are

Level 4 Tricky Words

said

so

have

like

come

some

were

there

little

one

do

when

out

what

cat

mum

up

the

like

they

no

the

all

they

of

like

this

you

p

o

t

o

z

,

o

on Saturday I
went to ride my
bike at the park.

I went with
my mum.

I was happy.

Aa Bb Cc Dd Ee Ff


Gg Hh Ii Jj Kk Ll Mm

Nn Oo Pp Qq Rr Ss Tt

Uu Vv Ww Xx Yy Zz



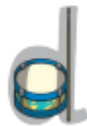
Around the apple, up the stalk and down the leaf.



Down the bat, up and around the ball.



Curl around the caterpillar.



Around the drum, up and down the stick.



Around the egg and under the cup.



Over the fairy's head, down her dress and give her a wand.



Around Gabi's head and wrap her scarf.



Down the chimney to the floor, up and over the new front door.



Down the insect's body and tail, dot the head.



Down the jet, around its trail and dot the sun.



Down Kit, up and around the kite and down its tail.



Down the lolly and lick!



Down the fork, over and over the meatballs.



Down the leaf, up and over the nut.



Around the orange.



Down the puppy's neck and leg, up and around his head.



Around the queen's head, down and up her arm.



Down the robot's body, up and over its arm.



Curl around and around the snake's body.



Down the teaspoon and under the teacup, then across the top.



Down one umbrella handle, up and down the other.



Down the neck, up the neck.



Down the wave, up the wave, down the wave, up the wave.



Criss, cross.



Swing the yoyo up, drop it all the way down and underneath.



Zig, zag, path.

Reading at home...



- ❖ Once your child has become familiar with some of the sounds the letters make, we will send home books for them to read.
- ❖ The books will only contain the sounds that they have learned and need to practice.
- ❖ This is an essential part of the children learning to read and forms a vital link in our home school partnership.



This is not the same as
reading to your child...



...Which is just as important!

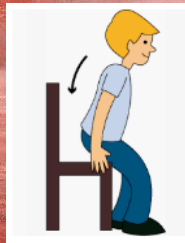


Now your
children are going
to join us for
some activities.

m a t



sit






map






tin





p a n




• s i p
• • •


p i ll

igh

light



Once the children have learnt some phonemes they can use them to write simple words.



Once the children have learnt a number of phonemes they can use them to write simple sentences.

IMPACT

in Learning

Involving More Parents And Children Together

